

## 2. Polyfoam Board Printing(Cladding) : **Item Code 17&18**

Graphics are printed on a large polyfoam board and it will cover the whole wall panels, so there will not be any gaps.

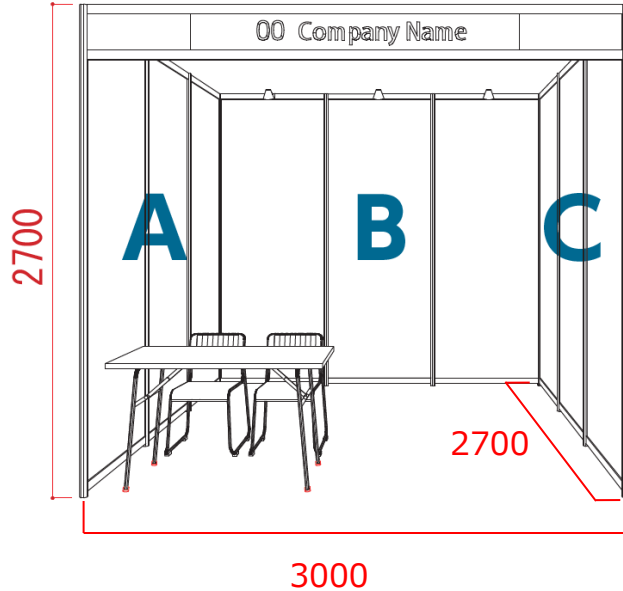
\*The board is technically cut off depending on size, but the joint line will be sealed up.

Please contact us if your booth shape/size is not applicable to below examples.

Ex : Compact(W3m, D2.7m, H2.7m) Linear Booth

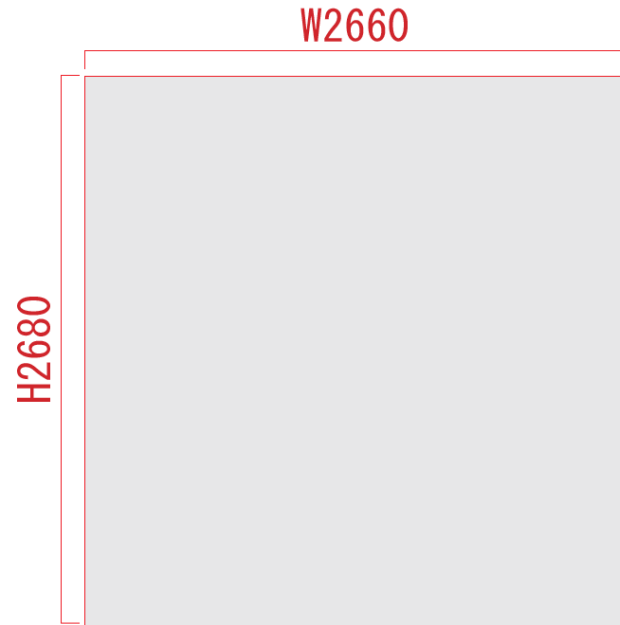
Except any irregular booth size or shape, the measurements should be applied to all booth shape(linear, corner, peninsula), and generally measurement is in proportion to booth unit.

\*In case of irregular booth, please contact the Show Management Office for exact booth dimension and let us know, then we make a quotation.



### **A·C(Side wall) : W2700xH2700**

Data size=Visible size



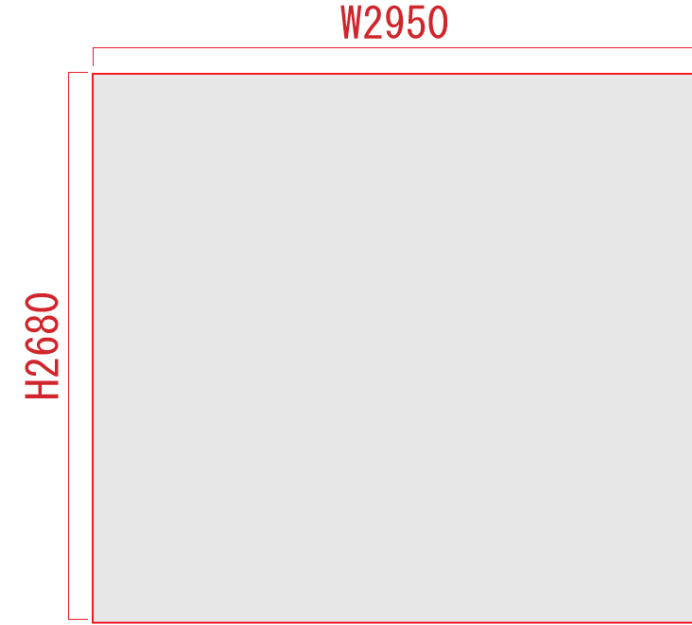
### **Please submit ready-to-print data**

- ◎Illustrator (CC version)
- ◎All fonts outlined
- ◎All data embedded in the graphic (no links)
- ◎1/10 Scale
- ◎Graphic resolution at minimum 100dpi at full size
- ※Editing and coordination on our side may occur additional costs.
- ※Data formats other than Illustrator (Ex. High-res PDF) may be acceptable but finish cannot be guaranteed

Submission should be accompanied by the data and indication of where the graphic is to be mounted.

### **B(Back wall) : W3000xH2700**

Data size=Visible size



# Graphic Printing Service on Wall Panels

There are 2 ways of printing graphics.

## 1. Graphic Sheet Printing(Infilling) : Item Code 19&20

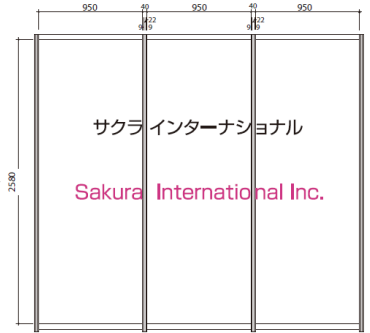
Graphics printed on thin sticker sheets will be pasted on wall panels. As there are 40mm wide poles in every 950mm or 660mm, graphic data should be created by taking those gaps into consideration, particularly in case that letters and pictures are widely displayed.



✗ Data ignore to incorporating gaps for the vertical system poles.



○ Data incorporating gaps for the vertical system poles.



If you have a full-width graphic with letters or logo, you should lay out the data to take account of the vertical poles (40 mmW) for better legibility.

## 2. Polyfoam Board Printing(Cladding) : Item Code 17&18

Graphics are printed on a large polyfoam board and it will cover the whole wall panels, so there will not be any gaps.

\*The board is technically cut off depending on size, but the joint line will be sealed up.

